

CONSTITUENTS OF *CYMBOPOGON* SPECIES

H. I. HEIBA and A. M. RIZK

Scientific and Applied Research Centre

University of Qatar

Key words : *Cymbopogon*, Volatile oil, Non-volatile terpenoids,
Phenolic compounds, Biological activities

ABSTRACT

A comprehensive review of the *Cymbopogon* species including the essential oils and their constituents is given. An account of the other components viz. non volatile terpenoids and phenolic compounds is also given. The biological activities of the studied *Cymbopogon* species are also reported.

Volatile oil :

A number of *Cymbopogon* species produce aromatic oils, some of which are known to man for a long time. The aromatic character of some of these oils persists for a very long time.

When the tombs of certain Egyptian kings of the 20th and 21st dynasties (3,000 years ago) were opened in 1881, the scent of *Cymbopogon schoenanthus* grass was readily detected by smell¹.

The essential oils, obtained from a number of *Cymbopogon* species, are used as such in perfumery or yield pure isolates that are used in high-grade perfumery. Some species are commercially grown for oil, like *C. nardus*²⁻⁶ and *C. winterianus*⁷⁻¹⁰ yielding Cylon and Java citronella respectively and containing varying proportions of citronellal, citronellol and geraniol; *C. martini* var. *motia* and var. *sofia*, yielding palmarosa and gingergrass oils respectively, the main constituent being geraniol (80 to 90 % in var *motia* and 53 to 65 % in var. *sofia*)^{11,12} while *C. flexuosus*, yielding lemon grass oil, the main constituent being citral and geraniol^{11,13-16}.

Other species which are of commercial interest but are not cultivated on a large scale, include *C. citratus* (citral)^{3,5,11,17-20}, *C. jawarancusa* (piperitone)^{11,21,22}, *C. pendulus* (citral)^{3,14,16,23,24}, *C. proximus* (piperitone)^{38,42}, *C. caesius*

Volatile Oils of *Cymbopogon*

(borneol, carvone and perillyl alcohol)^{11,20,25,26}, *C. travacorensis* (borneol), *C. parkeri* (geraniol and nerol)^{19,27} *C. tortilis* (methyl eugenol)¹¹.

Generally, several members of the genus *Cymbopogon* are known for the presence of economically important compounds of their volatile oils, such as citral, citronellol, geraniol, piperitone and methyl eugenol which are highly valued as a flavouring agents and in the pharmaceutical industry. Geraniol is highly valued as a perfume and a starting material for a large number of synthetic aromatic chemicals. Citral is used as a starting material for synthesis of perfumery grade ionones and vitamin A; citronellal similarly forms the base for many other synthetics. Piperitone is an important starting material for synthesis of L-menthol and thymol. Methyl eugenol is both a perfumery chemical and a starting material for the synthesis of methyl dopa, an important hypotensive drug.

Commercially available oils from *Cymbopogon* species (i.e. palmarosa, lemon grass, ginger grass and citronella oils inter alia) either fall into a 'geraniol' type containing acyclic monoterpenes (geraniol, citral, citronellol) or a 'menthane' class with predominantly monocyclic monoterpenes (e.g. limonene, piperitone, menthone, etc.)²⁸⁻³¹, this dichotomy occurs in oils from other species that have been screened^{19,29,30,32-34}. Apart from reports of up to 6.0% elemol, caryophyllene and humulene in certain oils, some sesquiterpene components have also been characterised^{19,20,22,26,35-37}.

The essential oils of *C. excavatus*, *C. commutatus* and *C. nervatus* were found to be of the menthane type and its monoterpenes, as well as a large number of its sesquiterpenes, were acyclic and bicyclic³⁸. Unusual menthadien-ols, similar to those found only in *C. densiflorus* and *C. martini*^{19,39} were the predominant components of the oils (up to 89%). Table (1) summarises the constituents of the volatile oils of the different *Cymbopogon* species.

Non-volatile terpenoids :

Other constituents of *Cymbopogon* viz terpenoids (non-volatile) and flavonoids received but little attention. Two triterpenoids, a ketone named cymbopogone and an alcohol cymbopogonol were isolated from *C. citratus*^{40,41}. A bicyclic sesquiterpene diol, proximadiol, with unique antispasmodic properties has been isolated from *C. proximus*⁴², and was later found to be identical with

cryptomeridiol, a sesquiterpene of the eudesmane type^{43,44}. The latter compound together with eremoligenol were identified in *C. parkeri*, growing in Qatar^{19,45}. Arundoin a triterpene was isolated from *C. flexuosus* leaves⁴⁶.

Phenolic compounds :

A number of flavonoids have been identified in *Cymbopogon* species viz. tricrin and flavone C-glycosides in *C. bombycinus*, *C. confertiflorus*, *C. procerus*, *C. refractus* and *C. schoenanthus*, luteferol in *C. procerus* and *C. schoenanthus*, and a flavonoid sulphate and apigiferol in *C. procerus* and *C. schoenanthus* respectively⁴⁷. The detection of other flavonoids has also been reported; rutoside, quercetin and kaempferol from *C. densiflorus* and *C. giganteum*^{19,32}, rutin in *C. citratus*, *C. proximus* and *C. nardus* and quercetin in *C. proximus*²⁰. Luteolin and its C-glucoside were isolated from the aerial parts of *C. citratus*¹⁹.

Umbelliferone, P-coumaryl alcohol and quercetin dimethyl ether were isolated from *C. parkeri*¹⁹.

Uses and biological activities :

Because a host of medicinal properties have been ascribed to *Cymbopogon* species, folk medicine records many applications for this genus. *Cymbopogon* species have been used as a blood purifier, in rheumatism and cholera; the essential oils of some of their species have been reported to be used as carminatives, stimulatives, antiseptics, sudorofics and as applications in rheumatism and neuralgia¹⁹. Roots and stems of these species are useful in the antidotal treatment of snake bite and scorpion sting¹⁹.

Cymbopogon citratus has been used as a diuretic, emenagogue, diaphoretic, stomachic, carminative, tonic, antirheumatic, refrigerant and anti-diarrhetic⁴⁸. It is one of the commonest plants used in the form of an aqueous decoction for treating feverish conditions.⁴⁹ It is said to possess stimulant and antispasmodic effects and it is employed as a rubefacient in some East Asian countries⁵⁰. The leaf contains an essential oil which is used as an external application in treating rheumatism¹⁹.

Since the essential oil of *Cymbopogon nardus* possesses sedative properties⁵¹,

Seth studied the effect of the essential oil of *Cymbopogon citratus* on the central nervous system of experimental animals⁵². The study revealed that the essential oil exerted a marked depressent effect on the central nervous system (CNS). The fact that the essential oil of *Cymbopogon citratus* is a CNS depressent was further confirmed by its potentiation of the pentobarbitone-induced hypnosis in mice and its hypothermic activity in rats. Apart from the pentobarbitone-induced hypnosis in mice, the effect of the essential oil of *Cymbopogon citratus* appears to be slightly better than that of the essential oil of *Cymbopogon nardus*⁵².

The lemon-grass oil of *Cymbopogon citratus* was used as a carminative and an antispasmodic⁴⁸. Kató and Guzsy¹⁹ reported that lemongrass oil was inactive against guinea pig tuberculosis, but Marzulla and Balter¹⁹ stated that the oil was active against phytopathogenic fungi. In view of this and the fact that the chief constituents of both the oil of *Cymbopogon nardus* and that of *Cymbopogon citratus* are acyclic terpenes, Kokate⁵ studied the antimicrobial activity of these two oils. The two oils showed good activity against many gram-positive bacteria and fungi, but they do not seem to be very effective against the gram-negative bacteria⁵.

The essential oil of some *Cymbopogon* species showed a remarkable antibacterial and antifungal activity, e.g. *Cymbopogon nardus*⁵³, *Cymbopogon pendulus*⁵⁴, *Cymbopogon flexuosus*⁵⁵ and *Cymbopogon olivieri*³⁶.

The essential oil of *Cymbopogon caesius* has been found effective against *Escherchia coli*, the causative agent of the intestinal infections, and *Shigella beydii*, the bacterium which is responsible for bacillary dysentery. Some of the constituents of the essential oil, such as citral, d-limonene, carvacrol, dipentene and citronellol, have also been found to be growth inhibiting against *Staphylococcus aureus*, *Bacillus sibtillis* and *Salmonella typhi*¹⁹. The antifungal properties of the essential oil and some of its constituents have been shown by their growth inhibiting role in the fungal species of *Trichophyton mentagrophyte*, *Trichophyton unmbrium*, *Trichophyton semii* and *Microsporium gypseum*⁵⁶.

The oils of *Cymbopogon martini* (Ginger-grass oil), *Cymbopogon olivieri* and *Cymbopogon Sp.* (Rosa Sofia oil) were tested for their antifungal activity⁵⁷. The essential oils exhibited strong fungitoxicity and showed a wide range of activity.

The oils were found more active than some of the prevalent synthetic fungicides and might be exploited as natural fungicides if successful in field trials. In addition, these oils were found to be toxic to various human pathogens.

Cymbopogon flexuosus is believed by the Kukuto people in the eastern highlands of Papua New Guinea to prevent sickness⁵⁸. The essential oil is used for the manufacture of vitamin-A and medicines for heart diseases⁵⁹.

Cymbopogon proximus is widely used in folk medicine for the treatment of digestive ailments and as a flavouring agent. A decoction, prepared from the leaves of the plant, is used as a remedy against renal pains¹⁹. Earlier preliminary investigations of the plant revealed that it contained an active diuretic oleo-resin^{60,61}. The activity was later proved to be due to a saturated bicyclic sesquiterpenoid-diol⁴², which was given the name proximadiol. Pharmacological studies⁴² showed that proximadiol has unique antispasmodic property as it produces relaxation of smooth muscle fibres without abolishing the propulsive movement of the tissue.

Cymbopogon parkeri, growing in Qatar, has been recently reported to contain several active constituents, two of which possess antispasmodic activities and were identified as cryptomeridiol and eremoligenol^{19,45}.

Table 1
Chemical constituents of volatile oils from different *Cymbopogon* species

Hydrocarbon	<i>C. caesius</i>	<i>C. citratus</i>	<i>C. coloratus</i>	<i>C. commutatus</i>	<i>C. densiflorus</i>	<i>C. distans</i>	<i>C. excavatus</i>	<i>C. flexuosus</i>	<i>C. javanensis</i>	<i>C. jawarancusa</i>	<i>C. khasianus</i>	<i>C. martini</i>	<i>C. nardus</i>	<i>C. nervatus</i>	<i>C. olivieri</i>	<i>C. parkeri</i>	<i>C. pendulus</i>	<i>C. proximus</i>	<i>C. schoenanthus</i>	<i>C. sennaarensis</i>	<i>C. winterianus</i>	
γ - Amorphene						+																
Bazzanene																						
α - Bergamotene																						
α - Bisabolene							+	+														
β - Bisabolene																						
Bourbonene																						
λ = Cadinene																						
γ - Cadinene																						
δ - Cadinene																						
α - Calamene																						
Calaminene																						
Camphene																						
Δ^2 - Carene																						
Δ^3 - Carene																						
Δ^4 - Carene																						
ρ - Caryophyllene																						
β - Caryophyllene																						
γ - Caryophyllene																						
α - Celanene																						

Volatile Oils of *Cymbopogon*

Table 1 Cont.

ALCOHOLS:		
α -	Bisabolol	
	Borneol	+
	Cadinol	+
	Carvacrol	
	Carveol	+
	Citronellol	
	Dihydrocarveol	
	Dihydrocumenyl alcohol	
	Elemol	
	Eudesmol	
	β - Eudesmol	
	Farnesol	+
	Geraniol	+
Guaiol	+	
n - Hexanol		
3 - Hexen - 1 - ol		
Isoamyl alcohol		
Isoborneol		
Isobutyl alcohol		
		<i>C. caesius</i>
		<i>C. citratus</i>
		<i>C. coloratus</i>
		<i>C. commutatus</i>
		<i>C. densiflorus</i>
		<i>C. distans</i>
		<i>C. excavatus</i>
		<i>C. flexuosus</i>
		<i>C. javanensis</i>
		<i>C. jawarancusa</i>
		<i>C. khasianus</i>
		<i>C. martini</i>
		<i>C. nardus</i>
		<i>C. nervatus</i>
		<i>C. olivieri</i>
		<i>C. parkeri</i>
		<i>C. pendulus</i>
		<i>C. proximus</i>
		<i>C. schoenanthus</i>
		<i>C. sennaarensis</i>
		<i>C. winterianus</i>

Table 1 Cont.

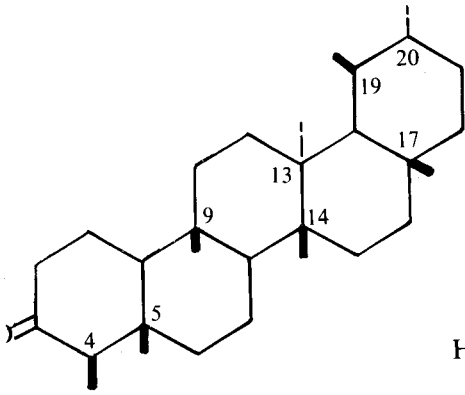
	<i>C. caesius</i>	<i>C. citratus</i>	<i>C. coloratus</i>	<i>C. commutatus</i>	<i>C. densiflorus</i>	<i>C. distans</i>	<i>C. excavatus</i>	<i>C. flexuosus</i>	<i>C. javanensis</i>	<i>C. jawarancusa</i>	<i>C. khasianus</i>	<i>C. martini</i>	<i>C. nardus</i>	<i>C. nervatus</i>	<i>C. olivieri</i>	<i>C. parkeri</i>	<i>C. pendulus</i>	<i>C. proximus</i>	<i>C. schoenanthus</i>	<i>C. sennaarensis</i>	<i>C. winterianus</i>	
Isointermediol							+	+														
Isopulegol										+												
Lavandulol																						
Limonenediol																						
Linalool																						
P - Menth - 1 (7), 8 - dien - 2 - ol																						
P - Menth - 1 (7), 8 - dien - 3 - ol																						
P - Menth - 1,8 - dien - 3 - ol																						
P - Menth - 8 - ene - 1,2 diol																						
P - Menth - 2,8 - dien - 1 - ol																						
Menthene - 1 - ol																						
Methyl heptenol																						
Nerol																						
Nerolidol																						
Perillyl alcohol																						
Piperitol																						
α - Propyl alcohol																						
α - Terpineol																						

Table 1 Cont.

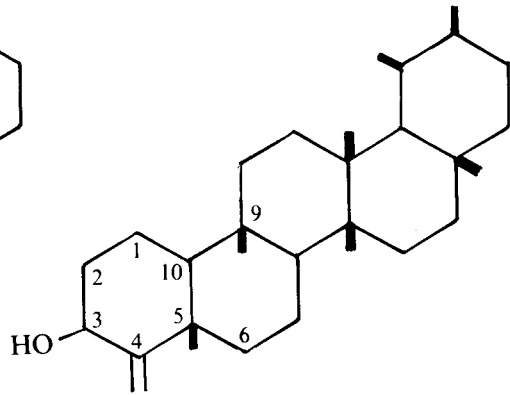
KETONES:		
Camphor		
Carvomenthone		
Carvone		
Cymbopol		
Dihydrocarvone		
Eucarvone		
Fenchone		
Δ - Menthenone		
Menthone		
1 - Methyl - 3 - cyclohexanone		
Methyl heptenone		
Piperitenone		
Piperitone		
Piperitone oxide		
Pulegone		
Verbenone		
		<i>C. caesius</i>
		<i>C. citratus</i>
		<i>C. coloratus</i>
		<i>C. commutatus</i>
		<i>C. densiflorus</i>
		<i>C. distans</i>
		<i>C. excavatus</i>
		<i>C. flexuosus</i>
		<i>C. javanensis</i>
		<i>C. jawarancusa</i>
		<i>C. khasianus</i>
		<i>C. martini</i>
		<i>C. nardus</i>
		<i>C. nervatus</i>
		<i>C. olivieri</i>
		<i>C. parkeri</i>
		<i>C. pendulus</i>
		<i>C. proximus</i>
		<i>C. schoenanthus</i>
		<i>C. sennaarensis</i>
		<i>C. winterianus</i>

Table 1 Cont.

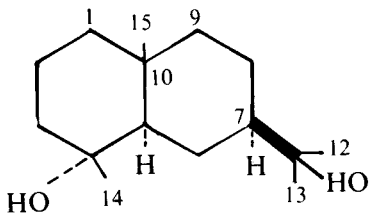
	<i>C. caesius</i>	<i>C. citratus</i>	<i>C. coloratus</i>	<i>C. commutatus</i>	<i>C. densiflorus</i>	<i>C. distans</i>	<i>C. excavatus</i>	<i>C. flexuosus</i>	<i>C. javanensis</i>	<i>C. jawarancusa</i>	<i>C. khasianus</i>	<i>C. martini</i>	<i>C. nardus</i>	<i>C. nervatus</i>	<i>C. olivieri</i>	<i>C. parkeri</i>	<i>C. pendulus</i>	<i>C. proximus</i>	<i>C. schoenanthus</i>	<i>C. sennaarensis</i>	<i>C. winterianus</i>	
<i>ESTERS:</i>																						
Bornyl acetate						+		+														
Butyl acetate																						
Carvyl acetate												+										
Citronellyl acetate													+									
Citronellyl butyrate														+								+
Citronellyl formate									+													
Citronellyl caprylate									+													
Citronellyl valerate									+													
Geranyl acetate		+	+			+		+		+		+	+									+
Geranyl butanoate																						
Geranyl butyrate												+	+									
Geranyl heptanoate																						
Geranyl hexanoate																						
Geranyl octanoate																						
Geranyl valerate																						
Linalyl acetate	+														+							
Neryl acetate																						+



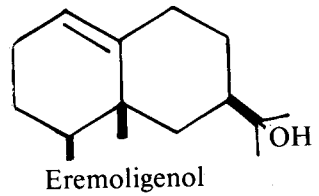
Cymbopogone



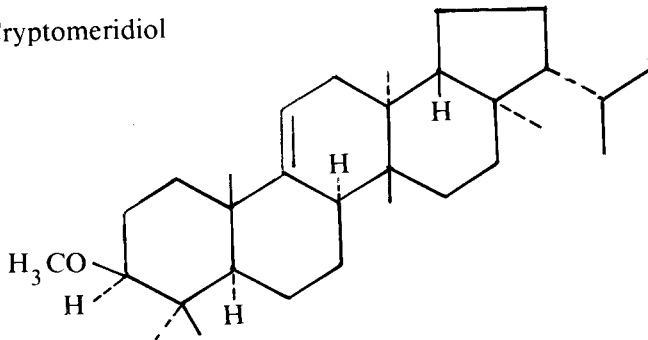
Cymbopogonol



Cryptomeridiol



Eremoligenol



Arundoin

Some Non-volatile terpenoids of *Cymbopogon* species

REFERENCES

- 1 - Saeed, T., 1979. Glass capillary gas chromatography in the analysis of natural products. Thesis, State University of Ghent, Belgium.
- 2 - Atal, C. K. and Bradu, B. L. 1976. Search for aroma chemicals of industrial value from Genus *Cymbopogon*. Part III. Indian Perfum. 20 : 29 - 33.
- 3 - Atal, C. K. and Bradu, B. L. 1976. Search for aroma chemicals of industrial value from Genus *Cymbopogon*. Part II. Indian J. Pharm. 38 : 61 - 3.
- 4 - Bruno, F. 1931. Experiments on *Cymbopogon nardus* Rendle and on *Cymbopogon martini* Stapf var. *Sofia*. Parfums. Fr. 9 : 8 - 14.
- 5 - Kokate, C. K. and Varma, K. C. 1971. Note on the antimicrobial activity of volatile oil of *Cymbopogon nardus* and *Cymbopogon citratus* stapf. Sci. and Cult. 37 : 196 - 198.
- 6 - Lewinson, A. 1924. Modern technical methods for the manufacture of synthetic perfumes XVI. Geraniol from Java citronella oil perfum. Essent. Oil. Rec. 15 : 282 - 3.
- 7 - Baslas, R. K. 1970. Chemistry of Indian essential oils. Flavour Ind. 1 : 475 - 8.
- 8 - Kaul, B. L., Chaudhary, D. K. and Atal, C. K. 1977. Introduction and chemical evaluation of Burmese Citronella in Jammu. Indian J. Pharm. 39 : 42 - 3.
- 9 - Singh, R. S., Pathak, M. G. and Singh, K. K. 1979. Dynamics and diurnal changes in oil of Java Citronella (*Cymbopogon winterianus* Jowitt.) Indian Perfum. 23 : 116 - 20.
- 10 - Virmani, O. P. and Datta, S. C. 1971. Essential oil of *Cymbopogon winterianus*. Flavour Ind. 2 : 595 - 602.
- 11 - Liu, C., Zhang, J., Yiao, R. and Gan, L. 1981. Chemical studies on the essential oils of *Cymbopogon* genus. Huaxue Xuebao (China) 241 - 247.
- 12 - Saxena, D. B. and Maheshwari, M. L. 1980. Terpenoids from Palmarosa grass (*Cymbopogon martini* var. *motia*). Indian Perfum. 24 : 115 - 120.
- 13 - Atal, C. K. and Bradu, B. L. 1976. Search for aroma chemicals of industrial value from Genus *Cymbopogon*. Part IV. Indian Perfum. 20 : 35 - 8.

- 14 - **Balyan, S. S., Shahi, A. K. and Chaudhury, S. N. 1979.** Performance of five strains of Genus *Cymbopogon* at Jammu. *Indian Perfum.* 23 : 121 - 24.
- 15 - **Sobti, S. N., Rao, B. L., Pushpangadan, P. and Verma, V. 1978.** Investigation in some newly introduced *Cymbopogon* species. *Indian Perfum.* 22 : 278 - 80.
- 16 - **Thappa, R. K., Aggarwal, S. G., Dhar, K. L. and Atal, C. K. 1977.** Studies on *Cymbopogon* - Fractionation of essential oils and manufacture of geraniol and citral. *Cultiv. Util. Med. Aromat. Plants* 227 - 30.
- 17 - **Kafuka, K. 1916.** The citronella oil of Formosa. *J. Chem. Ind. Japan.* 19 : 411 - 417.
- 18 - **Rabha, L. C., Baruah, A. K. S. and Bordoloi, D. N. 1979.** Search for aroma chemicals of commercial value from plant resources of North East India. *Indian Perfum.* 23 : 178 - 83.
- 19 - **Heiba, H. I. 1983.** Chemical investigation of *Cymbopogon parkeri*. Ph. D. Thesis, Cairo University.
- 20 - **El-Deeb, K. S. 1981.** Pharmacological Study of some *Cymbopogon* species growing in Egypt. M. Sc. Thesis, Cairo University.
- 21 - **Thappa, R. K., Aggarwal, S. G., Dhar, K. L. and Atal, C. K. 1979.** The essential oil of *Cymbopogon jawarancusa*. *Indian Perfum.* 23 : 14 - 15.
- 22 - **Saeed, T., Sandra, P. J. and Verzele, M. J. E. 1978,** Constituents of the essential oil of *Cymbopogon jawarancusa*, *Phytochemistry.* 17 : 1433 - 34.
- 23 - **Duhan, S. P. S., Gulati, B. C. and Garg, S. N. 1976.** Essential oil of *Cymbopogon pendulus* Wats under tarai climate of Uttar Pradesh. *Indian J. Pharm.* 38 : 78 - 9.
- 24 - **Singh, A., Balyan, S. S. and Shahi, A. K. 1978.** Harvest management studies and yield potentiality of Jammu lemon grass. *Indian perfum.* 22 : 189 - 91.
- 25 - **Sinha, A. K. and Mehra, M. S. 1977.** Study of some aromatic medicinal plants. *Indian perfum.* 21 : 129 - 31.
- 26 - **Sinha, A. K., Mahra, M. S. and Sinha, G. K. 1977.** Study of some aromatic medicinal plants. *Indian Perfum.* 22 : 129 - 31.
- 27 - **Rizk, A. M., Heiba, H. I. and Sandra, P. 1983.** Constituents of the volatile oil of *Cymbopogon parkeri*. *J. Chromatography.* 279 : 145 - 50.

- 28 - **Baslas, R. K. and Baslas, K. K. 1969.** Essential oils from some exotic plants raised in Kumaon (*Citronella Java* type) Part IV. *Perfum. Essent. Oil Rec.* Nov. / Dec. 341 - 4.
- 29 - **Gildemeister, E. and Hoffmann, F. 1956.** *Die Aetherischen Öle.* Akademie Verlag, Berlin. 4 : 410.
- 30 - **Guenther, E. 1950.** *The Essential Oil.* Van Nostrand. New York 4 : 5.
- 31 - **Nigam, M. C. and Datta, S. C. 1973.** Recognition of authenticity of oil of *Cymbopogon* species by thin layer chromatography and gas liquid chromatography. *Perfum. Kosmet.* 54 : 347 - 49.
- 32 - **Do Vale, J. C. and DA Cunha, A. P. 1967** Comparative chemical study of inflorescences of *Cymbopogon densiflorus* and *Cymbopogon giganteum* from Angola. *Bol. Esc. Pharm. Univ. Coimbra Ed. Cient.* 27 : 17 - 52.
- 33 - **Nigam, M. C., Nigam, I. C. and Levi, L. 1965.** Essential oils and their constituents XXVII. Composition of oil of ginger grass. *Canad. J. Chem.* 43 : 521 - 525.
- 34 - **Thapa, R. K., Bradu, B. L., Vashist, V. N. and Atal, C. K. 1971.** Screening of *Cymbopogon* species for useful constituents. *Flavour Ind.* 20 : 49 - 51.
- 35 - **Mathela, C. S. and Joshi, P. 1981.** Terpenes from the essential oil of *Cymbopogon distans*. *Phytochemistry.* 20 : 2770 - 2771.
- 36 - **Sharma, M. L., Srivstava, G. S. and Singh, A. 1980.** Essential oil from *Cymbopogon olivieri*. *Indian Perfum.* 24 : 17 - 19.
- 37 - **Siddiqui, M. S., Misra, L. N., Nigam, M. C. and Abu-Alfutuh, I. M. 1980.** Chemotaxonomie von *Cymbopogon* : Gas-chromatographische Untersuchung des etherischen Ols von *Cymbopogon proximus*. *Perfum. Kosmet.* 61 : 419 - 20.
- 38 - **Banthorpe, D. V., Duprey, R. J. H., Hassan, M., Janes, J. F. and Modawi, B. M. 1976.** Chemistry of the sudanese flora; Essential oils of some *Cymbopogon* species. *Planta Medica* 29 : 10 - 18.
- 39 - **Naves, Y. R. and Grampoloff, A. V. 1960.** The P-menthadienols of the essential oils. Oils of *Cymbopogon martinii* Stapf and *Cymbopogon densiflorus* stapf. *Bull. Soc. Chem. France* 1 : 37 - 46.

- 40 - Crawford, M., Hanson, S. W. and Koker, M. E. S. 1975. Structure of Cymbopogone, A novel triterpenoid from Lemongrass. Tetrahedron Letters. No. 35 : 3099 - 3102.
- 41 - Hanson, S. W., Crawford, M., Koker, M. E. S. and Menezes, F. A. 1976. Cymbopogonol, A new triterpenoid from *Cymbopogon citratus*. Phytochemistry, 15 : 1074 - 5.
- 42 - Abdel-Moneim, F. M., Ahmed, Z. F., Fayez, M. B. E. and Ghaleb, H. 1969. The antispasmodic principle in *Cymbopogon proximus*. Planta Medica 17 : 209 - 216.
- 43 - Evans, F. E., Miller, D. W., Cairns, T., Baddeley, G. V. and Wenkert, E. 1982. Structure analysis of proximadiol (cryptomeridiol) by carbon - 13 NMR Spectroscopy. Phytochemistry. 21 : 937 - 8.
- 44 - Locksley, H. D., Fayez, M. B. E., Radwan, A. S., Chari, V. M., Cordell, G. A. and Wagner, H. 1982. Constitution of the antispasmodic Principle of *Cymbopogon proximus*. Planta Medica 45 : 20 - 22.
- 45 - Rizk, A. M. 1986. The Phytochemistry of the flora of Qatar. Kingprint of Richmond. U. K., Sci. Appl. Res. Cent., Qatar University.
- 46 - Thappa, P. K., Voshist, V. N. and Atal, C. K. 1975. Arundoin from *C. flexuosus*. Indian J. Chem. 13 : 10.
- 47 - Harborne, J. B. and Williams, C. A. 1976. Flavonoid Patterns in leaves of the Gramineae. Bioch. Syst. Ecol. 4 : 267 - 80.
- 48 - Quisumbing, E. 1951. Medicinal Plants of the Phillipines. Bureau of printing. Manila p. 85.
- 49 - Olaniyi, A. A., Sofowora, E. A. and Oguntimehin, B. O. (1975). Phytochemical investigation of some Nigerian plants used against fevers. Planta Medica 28 : 186 - 189.
- 50 - Chopra, R. N., Nayar, S. L. and Chopra, I. C. 1956. Glossary of Indian medicinal plants. Council of scientific and industrial research, New Delhi p. 87.
- 51 - Kokate, C. K., Rao, R. E. and Varma, K. C. 1971. Pharmacological investigations of essential oil of *Cymbopogon nardus*. Indian J. Expt. Biol. 9 : 515 - 16.

Volatile Oils of Cymbopogon

- 52 - Seth, G., Kokate, C. K. and Varma, K. C. 1976. Effect of essential oil of *Cymbopogon citratus* on central nervous system. Indian J. Exp. Biol. 14 : 370 - 71.
- 53 - Methela, C. S. and Sinha, G. K. 1978. Study of essential oil of *Cymbopogon nardus*. J. Indian Chem. Soc. 55 : 621 - 2.
- 54 - Singh, P., Pathak, R. C. and Sinha, G. K. 1978. Antibacterial and antifungal study of some essential oils. Indian Perfum. 22 : 76 - 8.
- 55 - Rao T., Siva Sankra. and Nigam, S. S. 1978. Antibacterial study of some essential oils. Indian Perfum. 22 : 118 - 19.
- 56 - Sinha, A. K. 1976. Chemical study of some aromatic medicinal plants Ph. D. Thesis, Agra University, Agra. p. 85.
- 57 - Singh, A. K., Dikshit, A., Sharma, M. L. and Dixit, S. N. 1980. Fungitoxic activity of some essential oils. Economic Botany. 34 : 186 - 190.
- 58 - Holdwarth, D. K. 1974. Some medicinal plants of the Marawaka Kukuku People. Sci. New Guinea. 1 : 17 - 20.
- 59 - Ghosh, M. L. and Chatterjee, S. K. 1976. Patterns of essential oil formation in relation to nitrogen contents. Indian Perfum. 20 : 71 - 74.
- 60 - Ahmed, Z. F., Rohayem, H. and Fahmy, I. R. 1957. The chemistry of *Cymbopogon proximus* Proc. Pharm. Soc. Egypt. 39 : 167 - 171.
- 61 - El-Borolossy, A. W. and El-Sayed, H. I. 1960. Pharmacological studies on an oleoresin obtained from *Cymbopogon proximus*. Egypt. Pharm. Bull. 42 : 425 - 430.

مكونات نباتات السيمبوبوجن

حلمي إسماعيل هيبة و عبد الفتاح محمد رزق

نباتات السيمبوبوجن تشتهر باحتوائها على زيوت عطرية (طيارة) والكثير من زيوتها أو مكوناتها له إستخدامات عديدة في صناعة العطور ، ويتناول هذا البحث عرضاً لمكونات الزيوت الطيارة للأنواع المختلفة التي تنتمي إلى جنس السيمبوبوجن وكذا المركبات الأخرى مثل التربينات الثلاثية والمواد الفينولية (الفلافونيدات ، الكومارينات وغيرها) كما يتناول البحث إستعراضاً للإستخدامات الطبية لهذه النباتات والخواص البيولوجية للمواد المفصلة منها .